

MOTOR VEHICLE CRASH REPORT OVERLAY NO. 1

Department of Transportation, Drivers License & Traffic Safety

SFN 2356 (Rev. 2-96)

- GENERAL INSTRUCTIONS**
1. USE BLACK INK () ONLY.
 2. COMPLETE ALL ITEMS UNLESS OTHERWISE DIRECTED. EXCEPTIONS ARE LISTED IN APPENDIX A OF THE OFFICERS MANUAL.
 3. ALL ITEMS WITH AN ASTERISK (*) MUST BE EXPLAINED IN THE NARRATIVE.

CRASH AND GENERAL INFORMATION

A. REPORT TYPE

1. Original 2. Supplemental (Send copy of original report with all supplemental reports)

B. CRASH TYPE

1. Traffic 2. Non-Traffic 3. Non-Reportable

C. CRASH SEVERITY

1. Fatal 2. Injury 3. Property Damage Only

D. HIT AND RUN

1. Yes 2. No (If code "Yes" used for original, then all supplemental reports must be "Yes")

E. AGENCY TYPE

1. Highway Patrol 4. BIA 7. Park Ranger
2. City Police 5. Campus PD
3. County Sheriff 6. Military Police

F. INTERSECTION TYPE

1. Non-Intersection 3. Four Roads
2. Three Roads 4. Five Or More Roads

G. RELATION TO ROADWAY

0. On Roadway 5. Outside Shoulder-Left (Includes Ditch)
1. Shoulder 6. Outside Shoulder-Right (Includes Ditch)
2. Median 7. Off Roadway (Location Unknown)
3. Gore 8. Parking Lot
4. Private Property 9. Alley

H. RELATION TO JUNCTION

1. Non-Junction 5. Entrance / Exit Ramp
2. Intersection 6. Railroad Grade Crossing
3. Interchange Area 7. Bridge
4. / Driveway Access 8. Intersection Related

I. ROADWAY GEOMETRICS

1. Straight (On Level) 3. Curve (On Level) 5. Hillcrest
2. Straight (On Grade) 4. Curve (On Grade)

J. TRAFFICWAY

1. Not Divided (Two-Way Traffic)
2. Divided Highway (Median Strip Without Barrier)
3. Divided Highway (Median Strip With Barrier)
4. One-Way Trafficway

K. ACCESS CONTROL

1. No Control (Unlimited Access) 3. Other *
2. Full Control (Only Ramp Entry and Exit)

L. ROAD CONDITION

1. Normal 5. Debris On Road
2. Under Construction, Maintenance 6. Reduced Road Width
3. Soft / Defective Shoulder 7. Holes / Ruts / Bumps / Washout
4. Obstruction / Flood 8. Loose Material Surface

M. SURFACE TYPE

1. Concrete 4. Dirt IF BRIDGE DECK:
2. Asphalt 5. Brick 6. Concrete Bridge Deck
3. Gravel / Scoria 7. Asphalt Bridge Deck
8. Metal Bridge Deck
9. Wood Bridge Deck

N. SURFACE CONDITION

1. Dry 3. Muddy 5. Slush 7. Frost
2. Wet 4. Snow 6. Ice / Compacted Snow

O. WEATHER

1. Clear 4. Snow 7. Fog / Smoke / Dust
2. Cloudy 5. Blowing Soil / Snow 8. Severe Wind
3. Rain 6. Sleet / Hail / Freezing Rain

P. LIGHT

1. Daylight 3. Dusk 5. Dark (Not Lighted)
2. Dawn 4. Dark (Lighted)

Q. VISUAL OBSTRUCTION

0. None 3. Building 7. MV in Roadway
1. Rain / Snow / Frost on Window 4. Embankment 8. Glare
2. Trees / Crops / Sign 5. Hillcrest 9. Fog / Smoke / Dust
6. Parked MV

R. UNIT CONFIGURATION

01. Pass. Car 13. Train
02. Pickup / Van / Utility 14. Farm Equipment
03. Bus (Seats For ≥16, Incl. Driver) 15. Modified Vehicle
04. School Bus 16. Hit and Run Vehicle
05. Motorhome / Camper 17. Roadway Maintenance Vehicle
06. Snowmobile 18. Other Publicly-Owned Vehicle
07. All-Terrain Veh. 19. Pedestrian
08. Motorcycle 20. 2-Axle 6-Tire Single Unit Truck / Stepvan
09. Moped 21. 3 or More Axle Single Unit Truck
10. Pedalcycle 22. Single Unit Truck
11. Const. Equip. 23. Truck Tractor
12. Emergency Vehicle 24. Unknown Heavy Trucks

S. ATTACHMENTS

0. None 1. Single Trailer 2. Double Trailer 3. Triple Trailer

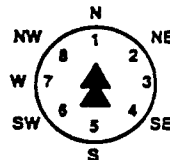
T. TRUCK CARGO BODY TYPE

00. Not Applicable 05. Flatbed / Platform 10. Bus (16 Incl. Driver)
01. Van / Enclosed Box 06. Dump 11. Combination*
02. Dry Bulk Cargo Tank 07. Concrete Mixer 12. Special Permit Load
03. Liquid Bulk Cargo Tank 08. Auto Transporter 90. Other*
04. Gaseous Bulk Cargo Tank 09. Garbage / Refuse 99. Unknown

U. ANTILOCK BRAKE SYSTEM

0. None 1. Rear Only 2. Front Only 3. Front and Rear

V. ORIGINAL DIRECTION OF TRAVEL



W. TRAFFIC CONTROL

00. None 06. RR Crossbucks / Pavement Marking
01. Stop Sign 07. Officer / Flagperson
02. No Passing Zone 08. Traffic Signal
03. Flashing Beacon 09. Yield Sign
04. RR Signals With Gates 10. Barricade
05. RR Signals Only 11. Control Not Visible / Broken

X. OBSERVATIONS*

00. None 08. Traffic Signals
01. Need Signing 09. Clearance Height
02. Trees / Shrubs / Tall Grass 10. Road Maintenance
03. Pavement Marking 11. Delineators / Bridge Markings
04. Hill / Curve 12. Guardrail
05. Narrow Bridge / Roadway 13. Geometrics
06. Rough Road 14. Speed Limit
07. Lighting

Y. MANNER OF COLLISION

1. Angle 4. Sideswipe (Same Direction) 7. Non-Collision With Motor Vehicle In Transport
2. Rear-End 5. Sideswipe (Opposite Direction)
3. Head-On 6. Rear-to-Rear

Z. FIRST HARMFUL EVENT

(Initial Collision - Characterizes the crash type. Use one of the codes below.)

AA. SEQUENCE OF EVENTS (Use up to 3 of the codes below for each vehicle, if necessary, to describe the sequence of crash-related events following the first harmful event.)

COLLISION WITH OBJECT - NOT FIXED

01. Motor Vehicle in Transport
02. Motor Vehicle in Transport in Other Rdwy
03. Pedestrian
04. Pedalcycle
05. Railway Train
06. Deer
07. Other Large Game
08. Farm Animal
09. Small Animal
10. Parked Motor Vehicle
11. Other Object (Not Fixed)

COLLISION WITH FIXED OBJECT

30. Impact Attenuator
31. Bridge / Pier / Abutment
32. Bridge Parapet End
33. Bridge Rail
34. Guardrail Face
35. Guardrail End
36. Median Barrier
37. Highway Traffic Sign Post
38. Overhead Sign Support
39. Luminaire / Light Support
40. Utility Post
41. Other Post
42. Culvert
43. Curb
44. Ditch
45. Embankment
46. Fence
47. Mail Box
48. Tree
49. Other Fixed Object

NON-COLLISION

20. Overturn / Rollover
21. Fire / Explosion
22. Immersion
23. Jackknife
24. Downhill Runaway
25. Cargo Loss or Shift
26. Separation of Units
27. Ran off Roadway
28. Other Non-Collision

BB. MOST HARMFUL EVENT (If an event following the initial collision causes the most damage use the codes above. One for each vehicle, if necessary, to identify this most harmful event.)

LEAVE BLANK IF SAME AS "Z" ABOVE

MOTOR VEHICLE CRASH REPORT OVERLAY NO. 2

OCCUPANT, WITNESS, AND PROPERTY INFORMATION

OCCUPANT SEAT POSITION



- | | |
|--|---|
| 11. Front Seat-Left Side (Motorcycle Driver) | 51. Passenger in Other Enclosed Passenger or Cargo Area (Non-Trailing Unit) |
| 12. Front Seat-Middle | 52. Passenger in Unenclosed Passenger or Cargo Area (Non-Trailing Unit) |
| 13. Front Seat-Right Side | 55. Riding on Vehicle Exterior (Non-Trailing Unit) |
| 21. Second Seat-Left Side (Motorcycle Passenger) | 56. Passenger in Trailing Unit |
| 22. Second Seat-Middle | 80. Bus Passenger |
| 23. Second Seat-Right Side | 94. Damage Prop. (Public) |
| 31. Third Row-Left Side (Motorcycle Passenger) | 95. Damage Prop. (Private) |
| 32. Third Row-Middle | 96. Pedestrian |
| 33. Third Row-Right Side | 97. Witness |
| 50. Sleeper Section of Cab (Truck) | 99. Unknown |

AGE - In Years (Code 00 for infants under 1 year, 99 for unknown.)

SEX M - Male F - Female U - Unknown

ALCOHOL/OTHER DRUG INVOLVEMENT (ADI)

- | | |
|--|--|
| 0. Neither Alcohol nor Other Drugs Present | 3. Yes (Alcohol and Other Drugs Present) |
| 1. Yes (Alcohol Present) | 9. Unknown |
| 2. Yes (Other Drugs Present) | |

ALCOHOL TESTING (AT)

- | | | |
|------------------------------|--------------------|----------------------------------|
| 0.14 AC is Coded 014 | 994 Test Refused | 996 Test Given (Results Unknown) |
| 993 Field Sobriety Test Only | 995 Test Not Given | |

OTHER DRUG TESTING (DT)

- | | |
|----------------------|---------------------------------------|
| 0. Not Given | 2. Drugs Reported (If So, Specify **) |
| 1. No Drugs Reported | 7. Test Given (Results Unknown) |

**Identify results for the five regulated substances: Marijuana, Cocaine, Opiates, Amphetamines, & PCP.

SAFETY EQUIPMENT/RESTRAINTS

- | | |
|--|---|
| 00. Not Installed | 98. Not Applicable (Non-Motorist) |
| 01. Not in Use | 99. Restraint Use Unknown |
| 02. Lap Belt Only | |
| 03. Shoulder Belt Only or Automatic Belt Improperly Used | |
| 04. Lap and Shoulder Belts | CHILD RESTRAINTS |
| 05. Automatic Belts (Properly Used) | 10. Child Not Restrained |
| 06. Equipment Failed | 11. Child Safety Seat (Used Properly) |
| 07. Helmet Worn | 12. Child Safety Seat (Used Improperly) |

AIR BAG 0. None 1. Air Bag Deployed 2. Air Bag Not Deployed

INJURY CLASS. WAS INJURED TAKEN TO MEDICAL FACILITY

- | | | |
|----------|-----------------------|-----------------------|
| | NO | YES |
| 0. None | 2. Disabling | 5. Disabling |
| 1. Fatal | 3. Non-Disabling | 6. Non-Disabling |
| | 4. Possible / Claimed | 7. Possible / Claimed |

EJECTED/EXTRICATED

- | | |
|--------------------|-----------------------------|
| 0. Not Applicable | 3. Partially Ejected |
| 1. Not Ejected | 4. Trapped / Extricated |
| 2. Totally Ejected | 5. Trapped / Not Extricated |

PROPERTY OWNER NOTIFIED 1. Yes 2. No

AMBULANCE RUN NUMBER

UNIT NUMBER

Do not list operator / pedestrian name and address.
List where fatalities and injuries were taken.

MOTOR VEHICLE CRASH REPORT OVERLAY NO. 3

ACTION SEQUENCE, CITATIONS, AND DAMAGE

A Summary By Unit Number, of the Sequence of Actions, Events, Contributing Factors, Citations, and Vehicle Damage.

TOWED DUE TO DAMAGE

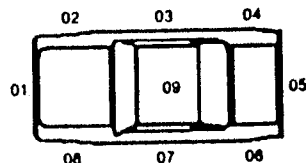
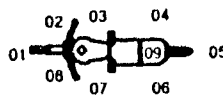
1. Yes 2. No 9. Unknown

EXTENT OF DEFORMITY

0. None 1. Minor 2. Moderate 3. Severe 9. Unknown

DAMAGED AREAS

- | | |
|------------------|-----------------------|
| 00. None | 08. Left Front |
| 01. Center Front | 09. Top and Windows |
| 02. Right Front | 10. Undercarriage |
| 03. Right Side | 11. Submerged |
| 04. Right Rear | 12. Burned |
| 05. Center Rear | 13. Total (All Areas) |
| 06. Left Rear | 98. Other * |
| 07. Left Side | 99. Unknown |



DRIVER CONDITION

- | | | | | |
|----------------------|------------------------|------------|---------------|------------|
| 0. Appeared Normal | 2. Illegal Drug Use | 4. Fatigue | 6. Sick | 8. Other * |
| 1. Had Been Drinking | 3. Physical Impairment | 5. Asleep | 7. Medication | 9. Unknown |

EVASIVE ACTION

- | | | |
|---------------------|-----------------|----------------|
| 1. Slowed / Stopped | 3. Turned Right | 5. Backed Up |
| 2. Accelerated | 4. Turned Left | 6. Did Nothing |

CITATIONS/WRITTEN WARNINGS

Use the narrative to provide more specific information on Citations / Written Warnings.

- | | | |
|----------------------|-------------------------|----------------------------------|
| 00. None | 07. Following | 14. Illegal Parking |
| 01. DUI (Alcohol) | 08. Improper Turning | 98. Other Offense * |
| 02. DUI (Drugs) | 09. Improper Backing | NOT CONTRIBUTING TO CRASH |
| 03. Care Required | 10. Overtaking | 15. Open Container |
| 04. Careless Driving | 11. Wrong Way | 16. Driver's License |
| 05. Failed To Yield | 12. Speeding | 17. Left Accident Scene |
| 06. Failed To Stop | 13. Defective Equipment | |

CONTRIBUTING FACTORS

Use up to two of the codes below for each unit.

- | | |
|-------------------------------------|--------------------------------|
| 00. No Clear Contributing Factor | 08. Weather |
| 01. Attention Distracted | 09. Defective Equipment |
| 02. Vision Obstructed | 10. Improper Evasive Action |
| 03. Speed / Too Fast for Conditions | 11. Improper Backing / Turning |
| 04. Vehicle Mechanical Failure | 12. Improper Overtaking |
| 05. Wrong Way | 13. Drove Left of Center |
| 06. Failed to Yield | 98. Other * |
| 07. Following too Close | |

VEHICLE MOVEMENT

- | | |
|--|---------------------------------|
| 01. Going Straight | 18. Slowing / Stopping |
| 02. Turning Left | 19. Stopped |
| 03. Turning Right | 20. Waiting to Turn Left |
| 04. Backing | 21. Waiting to Turn Right |
| 05. Passing | 22. Waiting for Traffic Signal |
| 06. Wrong Side of Road | 23. Waiting for Pedestrian |
| 07. Wrong Way on One-Way | 24. Waiting for Vehicle To Turn |
| 08. Starting in Traffic | 25. Waiting for Vehicle Ahead |
| 09. Entering / Leaving Parked Position | |
| 10. Merging / Diverging | |
| 11. Changing Lanes | |
| 12. Driverless Vehicle (Moving) | |
| 13. Driverless Vehicle (Stalled) | |
| 14. Driverless Vehicle (Stopped) | |
| 15. U-Turn | |
| 16. Swerving | |
| 17. Negotiating Curve | |

PEDESTRIAN MOVEMENT

- | |
|----------------------------------|
| 31. Crossing at Intersection |
| 32. Crossing Not at Intersection |
| 33. Moving With Traffic |
| 34. Moving Against Traffic |
| 35. Pedestrian on Roadway |
| 36. Stepped Into Vehicle Path |
| 37. Not on Roadway |
| 38. Other Action on Roadway |

OTHER PROPERTY DAMAGE

Estimate of total damage amount to property other than vehicle.

* DESCRIBE OR EXPLAIN IN NARRATIVE