

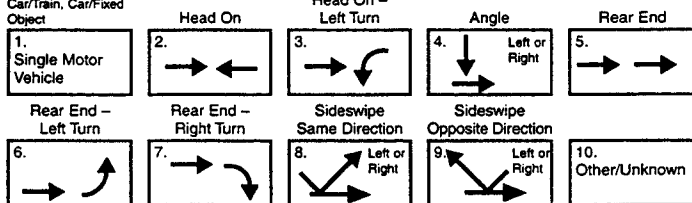
STATE OF MICHIGAN TRAFFIC CRASH REPORT

Revised 11/98

Crash Type (First Impact)

Single Motor Vehicle

Includes Car/Pedestrian,
Car/Bicyclist, Car/Animal,
Car/Train, Car/Fixed
Object



Special Vehicles

- | | |
|----------|---------------------------------------|
| 1 Police | 4 Ambulance |
| 2 Fire | 5 Farm equipment |
| 3 Bus | 6 Construction/
maintenance equip. |

Vehicle Defects

- | | |
|-------------------------|----------------|
| 1 Brakes | 4 Tires/wheels |
| 2 Lights/
reflectors | 5 Windows |
| 3 Steering | 6 Other |

Vehicle Use

- 1 Private
- 2 Commercial
- 3 In pursuit/on emergency
- 4 Farm
- 5 School/education
- 6 Club/church (all Y-plates)
- 7 Military
- 8 Other government
- 9 Utility (gas, cable, etc.)
- 10 Road construction/
road maintenance
- 11 Other

Area

Freeway

- 01 Entrance/exit ramp related
- 02 Median crossing related
- 03 Transition area*
- 04 Rest area related
- 05 Scale/weight station related
- 06 All other freeway areas

Intersection

- 07 Within intersection
- 08 Driveway related (within 150 feet
of intersection)
- 09 Intersection related-other

Other Non-Freeway Areas

- 10 Straight roadway
Not related to other selections
- 11 Curved roadway
Not related to other selections
- 12 Driveway related
- 13 Parking related (legal roadside)
- 14 Transition area*
- 15 Median crossing related
- 16 Rail crossing related
- 17 Rest area related
- 18 Scale/weight station related
- 19 Non-traffic area
- 20 Other
- 21 Unknown

*Increase decrease in the number of travel lanes.

Trafficway

- 01 Not physically divided
(2-way Trafficway)
- 02 Divided highway, median strip,
without traffic barrier
- 03 Divided highway, median strip,
with traffic barrier
- 04 One-way Trafficway

Access Control

- 01 No access control (unlimited access)
- 02 Full access control (ramp entry & exit only)
- 03 Other (partial access control)

Hazardous Action

- 00 None
- 01 Speed too fast
- 02 Speed too slow
- 03 Failed to yield
- 04 Disregard traffic control
- 05 Drove wrong way
- 06 Drove left of center
- 07 Improper passing
- 08 Improper lane use
- 09 Improper turn
- 10 Improper/no signal
- 11 Improper backing
- 12 Unable to stop in assured
clear distance
- 13 Other
- 14 Unknown
- 15 Reckless Driving
- 16 Careless/Negligent Driving

Position

- B Bicyclist
P Pedestrian
E Engineer (railroad/train)

1-9 Vehicle Interior
See Representation Below



- 10 Sleeper section
- 11 Other enclosed passenger
area/cargo area
- 12 Other unenclosed passenger
area/cargo area
- 13 Riding in/on trailing unit
- 14 Riding on vehicle exterior
- 15 Unknown

Motorcycles, snowmobiles, etc. (In-line seating)

- 1 Driver
- 4 Passenger one
- 7 Passenger two

Restraint Use

- 01 No belts available
- 02 Shoulder belt only used
- 03 Lap belt only used
- 04 Shoulder & lap belt used
- 05 No belt used
- 06 Child restraint used
- 07 Child restraint not used,
not available or improper
- 08 Restraint failure
- 09 Restraint use unknown
- 10 Helmet worn
- 11 Helmet not worn
- 12 Helmet use unknown

Code of Injury

- K-Fatal Injury** Any injury which results in death.
- A-Incapacitating Injury** Any injury other than fatal which prevents normal activities and generally requires hospitalization.
- B-Non-Incapacitating Injury** Any injury not incapacitating but evident to others at the scene.
- C-Possible Injury** No visible injury but complaint of pain or momentary unconsciousness.
- O-No Injury** No indication of injury.

Driver Condition

- 01 Appeared normal
- 02 Had been drinking
- 03 Illegal drug use
- 04 Sick
- 05 Fatigue
- 06 Asleep
- 07 Medication
- 08 Driver Distracted
- 09 Driver Using Cellular Phone
- 99 Unknown

Unit Type

- MV Motor Vehicle
B Bicyclists (all pedalcyclists)
P Pedestrian
E Engineer (railroad/train)

Action Prior To Crash

Driver Action

- 01 Going straight ahead
- 02 Turning left
- 03 Turning right
- 04 Stopped on roadway
- 05 Involved in prior crash at
same location
- 06 Changing lanes
- 07 Backing
- 08 Slowing/stopping on roadway
- 09 Slowing/stopping other area
- 10 Starting up on roadway
- 11 Starting up other area
- 12 Entering parking
- 13 Leaving parking
- 14 Entering roadway
- 15 Leaving roadway
- 16 Making U-turn
- 17 Overtaking or passing
- 18 Avoiding object
- 19 Avoiding pedestrian
- 20 Avoiding vehicle (front/back)
- 21 Avoiding vehicle (angle)
- 22 Driverless moving
- 23 Parked
- 37 Avoiding animal

Pedestrian Action

- 24 Crossing at intersection
- 25 Crossing not at intersection
- 26 Getting on/off vehicle
- 27 In roadway with traffic
- 28 In roadway against traffic
- 29 Standing/lying in roadway
- 30 Pushing/working on vehicle
- 31 Other working in roadway
- 32 Playing in roadway
- 33 In roadway other reason
- 34 Not in roadway
- 35 Other
- 36 Unknown

Private Trailer Type

- 1 Utility
- 2 Travel trailer
- 3 Boat trailer
- 4 Farm equipment
- 5 Towed auto
- 6 Recreation double
- 7 Other

Sequence of Events/ Most Harmful Event

Non-Collision

- 01 Loss of control
- 02 Cross centerline/median
- 03 Ran off roadway-left
- 04 Ran off roadway-right
- 05 Re-enter roadway
- 06 Overturn
- 07 Separation of units
- 08 Fire/explosion
- 09 Immersion
- 10 Jackknife
- 11 Downhill runaway
- 12 Cargo loss/shift
- 13 Individual fell from vehicle
- 14 Other noncollision

Had a Collision With

Non-Fixed Objects

- 15 Pedestrian
- 16 Bicyclist
- 17 Motor vehicle in transport*
- 18 Parked motor vehicle
- 19 Engineer (railroad/train)
- 20 Animal
- 21 Other non-fixed object

Fixed Objects

- 22 Bridge/pier/abutment
- 23 Bridge parapet end
- 24 Bridge rail
- 25 Guardrail face
- 26 Guardrail end
- 27 Median barrier
- 28 Highway traffic sign post
- 29 Highway signal post
- 30 Luminaire/light support
- 31 Utility pole
- 32 Other pole
- 33 Culvert
- 34 Curb
- 35 Ditch
- 36 Embankment
- 37 Fence
- 38 Mailbox
- 39 Tree
- 40 Railroad crossing signal
- 41 Building
- 42 Traffic island
- 43 Fire hydrant
- 44 Impact attenuator
- 45 Other fixed object

*In transport means a motor vehicle in motion or on a roadway.

Commercial Motor Vehicle Type & Commercial Driver License Endorsement

Group "A" is any vehicle that is towing a vehicle or trailer that has a gross vehicle weight rating (GVWR) over 10,000 lbs.



Vehicle Type Code	Definition	Driver's CDL Endorsement Required
AA	Group A vehicle	A
AH	Group A vehicle, Hazardous	AH
AN	Group A vehicle, Tanks	AN
AP	Group A vehicle, Passenger	AP
AT	Group A vehicle, Double/Triple	AT
AX	Group A vehicle, Tank & Hazardous	AX
AY	Group A vehicle, Tank & Double/Triple	ANT
AZ	Group A vehicle, Hazardous, Double/Triple	AHT
AL	Group A vehicle, Hazardous Tank, Double/Triple	ATX

Group "B" is any single vehicle (including buses) with a GVWR of 26,001 lbs. or more. This would include a combination of vehicles with a combined GVWR over 26,000 lbs. when towing a trailer that has a GVWR of 10,000 lbs. or less:



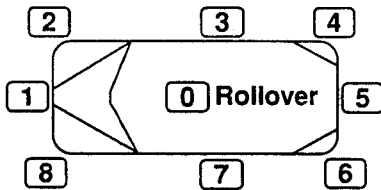
BB	Group B vehicle	B
BH	Group B vehicle, Hazardous	BH
BN	Group B vehicle, Tank	BN
BP	Group B vehicle, Passenger	BP
BX	Group B vehicle, Tank & Hazardous	BX

Group "C" is any single vehicle with a GVWR of less than 26,001 pounds or a combination of vehicles having a combined GVWR under 26,001 pounds when the vehicle is required to display placards for hazardous material or designed to carry 16 passengers (including driver). Group "C" is also any vehicle carrying 15 or less people (including driver) transporting children to or from school and home on a regular basis for compensation.



CH	Group C vehicle, Hazardous	CH
CP	Group C vehicle, Passenger	CP
CX	Group C vehicle, Tank & Hazardous	CX

Location of Greatest Damage/First Impact




- ⑨ Undercarriage
- ⑩ Multiple
- ⑪ Other/Unknown
- ⑫ None

Select the degree of severity. "1" being the least severe and "7" most severe, for each vehicle.

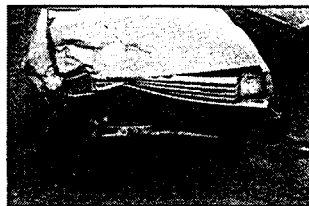
If a vehicle sustained no damage, a "0" (zero) rating is used.

In cases in which vehicles are damaged in more than one area, consider all damage when selecting the appropriate code.



▲
1

▲
2



▲
3

▲
4



▲
6

▲
7

Extent of Vehicle Damage

Vehicle Type

(No CDL or Endorsement Required)

PA	=	Passenger Car and Station Wagon
VA	=	Van & Motor Home
PU	=	Pickup
ST	=	Small Truck (10,000 lbs. or less GVWR)
CY	=	Cycle
MO	=	Moped
GC	=	Go Cart
SM	=	Snowmobile
OR	=	Off Road Vehicle (ATV Type)
MD	=	Medium Truck over 10,000 lbs. GVWR (Non CDL) with or without trailer

(Although not specifically listed on the UD-10, an "MD" vehicle should be reported by marking "Truck/Bus" in the Vehicle Type box in the Unit Section, and by marking "Other" as the Vehicle Type in the Truck Bus Section.)

Truck or Bus Definition

The truck/bus information box located on the back of the form must be completed for each of these vehicles.

- Any truck or truck tractor that has at least two axles and six tires on the power unit, including six wheel pickups.
- Any vehicle that displays a hazardous material placard, automobiles and vans included.
- Any bus designed to transport 16 or more passengers, including the driver.
- Any yellow and black school bus.

(Do not report motor homes or implements of husbandry.)

Cargo Body Type

- Van (enclosed box)
- Cargo tank
- Flatbed/platform
- Dump
- Concrete mixer
- Auto transport
- Garbage/refuse
- Other/unknown

Type and Axles Per Unit

Enter the total number of axles for the truck or bus in the first box. Always include the steering axle. There will always be at least two axles. Include all axles whether they are on the ground or raised. Place the letter "T" before the number of axles if the truck is a truck tractor (equipped with a fifth wheel for towing semi-trailers and there is no cargo body mounted on the truck.)

Next, enter the total number of axles for each trailer. List one trailer per box. Include all axles whether they are on the ground or raised. Place an "S" before the number of axles if the trailer is a semi-trailer (designed so that a portion of the load is supported by the towing unit).

Examples

1st 2nd 3rd 4th

1st 2nd 3rd 4th

1st 2nd 3rd 4th

1st 2nd 3rd 4th

Questions about the UD-10? Call the Central Records Division (517/322-1150)

For additional information in filling out the truck portion, assistance may be available by contacting the Michigan State Police, Motor Carrier Division (517/336-6195)